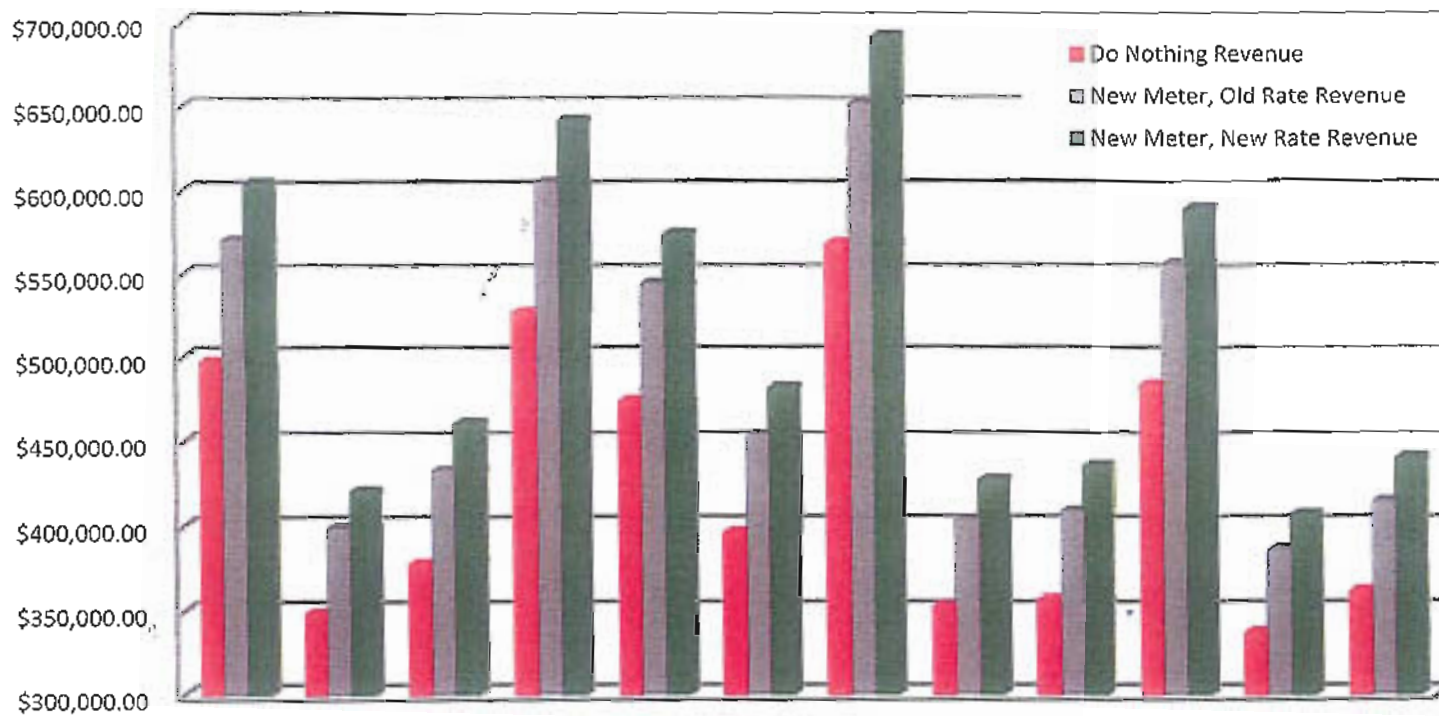


Water Revenue

Clean Water Meter Revenue Comparison



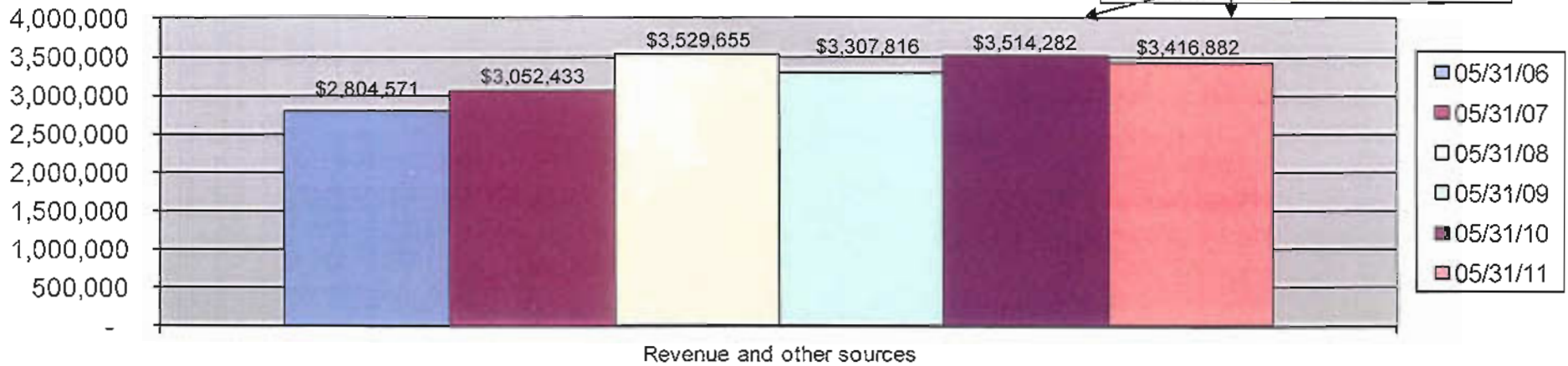
Month	Do Nothing Revenue	New Meter, Old Rate Revenue	New Meter, New Rate Revenue
Apr 2010	480	565	600
May 2010	345	390	410
June 2010	370	430	455
July 2010	520	600	640
Aug 2010	440	540	560
Sept 2010	390	450	475
Oct 2010	560	650	680
Nov 2010	350	400	420
Dec 2010	350	400	430
Jan 2011	475	550	580
Feb 2011	330	375	400
Mar 2011	355	405	440

$4,985,000$
 $6,090,000$
 1,105,000 Dif

City of Olean, New York Water Fund


Audit – Pages 14 and 46

\$98,000 (3%) Decrease in
2011 Revenue, \$177,000 (5%)
without deficit financing
bonds



Water Fund Revenue

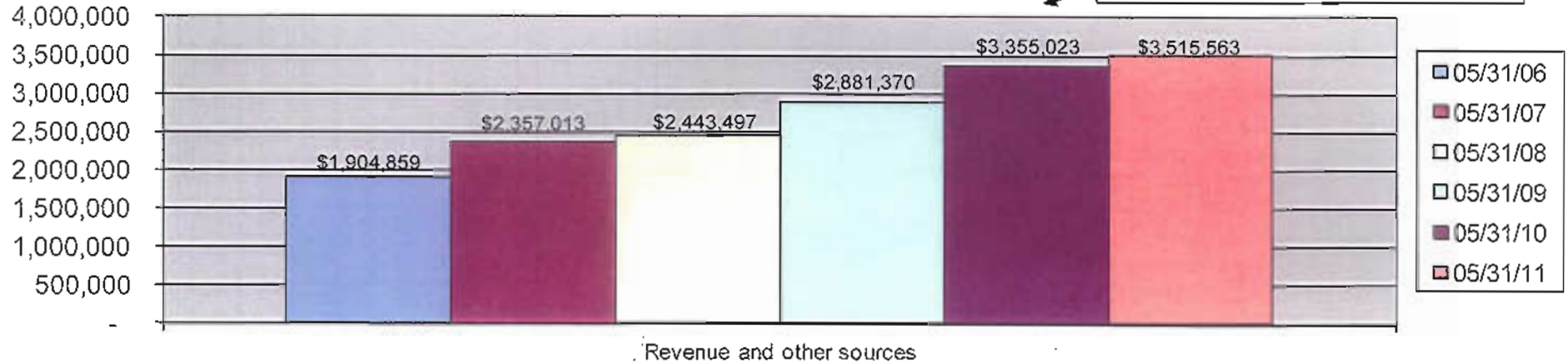
City of Olean, New York Water Fund



City of Olean, New York Sewer Fund

Audit – Pages 14 and 49

**\$160,000 (5%) Increase in 2011
Revenue, \$68,000 (2%)
decrease without deficit
financing bonds**



Sewer Fund Revenue

City of Olean, New York Sewer Fund

